

RESISTOR

CHIP OUTRIGGER 1.5 W



DATA SHEET

PART SERIES: CRH0607XXXXF

SHEET 1 OF 3
Dwg 1015335

EN 16-0560
Revision A

FEATURES


- Wide Band Operation
- High Power
- Coplanar Waveguide Compatible
- Low Capacitance
- Easy Installation
- Wide Resistance Range

APPLICATIONS

- Broadcast
- High Power Filters
- High Power Amplifiers
- Isolators
- Military
- Instrumentation

GENERAL DESCRIPTION

EMC Technology offers the widest selection of chip resistors worldwide. Chip components are offered in both thick and thin film resistive material and available in Alumina, Aluminium Nitride, Beryllium Oxide and CVD Diamond. CRH series feature EMC Technology's patented outrigger resistor technology (US 8, 994, 490) to offer substantially improved power handling over conventional resistors without compromising broadband performance.



ORDERING INFORMATION

Part Identifier: **CRH0607XXXXF**

X = Tolerance (%)

XXX = Resistance Value (Ω)

SPECIFICATIONS

1.0 ELECTRICAL

Frequency Range:	DC – 27 GHz
Resistance Range:	10 - 500 Ω
Resistance Tolerance:	$\pm 5\%$
Temperature Coefficient of Resistance:	± 200 PPM/ $^{\circ}\text{C}$ Max
Input Power CW:	1.5 Watt
Peak Power:	15W, 10 μs pulse width, 1% duty cycle

2.0 ENVIRONMENTAL

Operating Temperature:	-55 $^{\circ}\text{C}$ to +150 $^{\circ}\text{C}$
Non-operating Temperature:	-65 $^{\circ}\text{C}$ to +150 $^{\circ}\text{C}$

3.0 MARKING

Unit Marking:	Dot Marking, OHMS Value
---------------	-------------------------

4.0 QUALITY ASSURANCE

Visual and Mechanical Inspection:	Per 824W107
DC Resistance Check:	100% DC Resistance Check
Data Retention:	Standard

5.0 PACKAGING

Standard Packaging:	Tape and Reel
---------------------	---------------

RESISTOR

CHIP OUTRIGGER 1.5 W



DATA SHEET

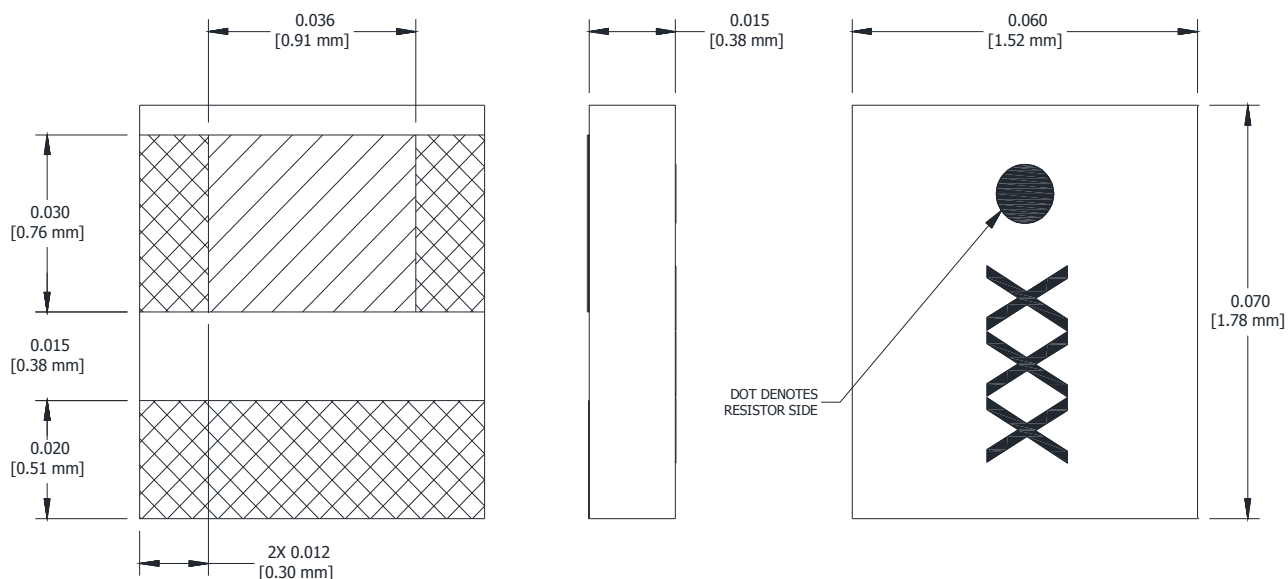
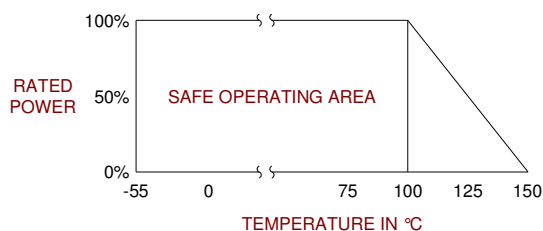
PART SERIES: CRH0607XXXXF

SHEET 2 OF 3
Dwg 1015335

EN 16-0560
Revision A

6.0 MECHANICAL

Substrate Material:	Alumina, 96%
Resistive Film:	Thick Film
Terminal Material:	Thick Film, Silver Plated
Metric Dimensions:	Provided for reference only



Note: Specifications are subject to change.

Unless Otherwise Specified: TOLERANCE: X.XX = ± 0.01 X.XXX = ± 0.005

RESISTOR

CHIP OUTRIGGER 1.5 W

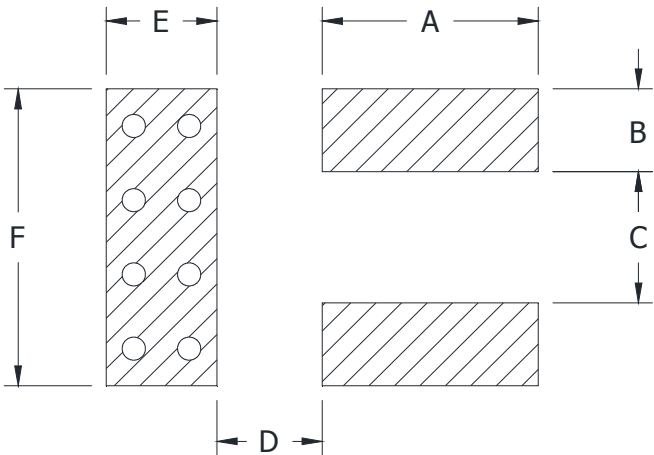


DATA SHEET PART SERIES: CRH0607XXXXF

SHEET 3 OF 3
Dwg 1015335

EN 16-0560
Revision A

7.0 SUGGESTED MOUNTING FOOTPRINT



DIMENSION											
INCHES						METRIC (mm)					
A	B	C	D	E	F	A	B	C	D	E	F
0.035	0.014	0.036	0.015	0.025	0.065	0.889	0.356	0.914	0.381	0.635	01.651